



# JIZZAKH REGION

---

INVESTMENT & TRADE PROFILE

# ECONOMY OF JIZZAK REGION

Growth and sustainability of the economy of Jizzak region



1,5 M

Population



\$ 3,4 billion

Nominal GRP in 2024



\$1,8 mln.

Attracted investments in 2024



\$1,0 mln.

FDI and loans attracted in 2024



\$2,0 billion

Foreign trade turnover in 2024



\$ 2,2 thousand.

GRP per capita in 2024




1,3 Mln

Visiting tourists in 2024



21,2 k

sq.km.  
Territory



Preschool and school institutions

1 889

Manufacturing companies

15 K

Medical facilities

399

Implemented major projects in 2024

+ 25

Programs of socio-economic development

977

Business entities

24K

International cooperation



# INVESTMENT

# POTENTIAL

## WHY INVEST IN JIZZAKH?



Access to major markets



Educated and motivated workforce



Well-developed logistics



Communication technologies



Profitable trade



Macroeconomic security



Business approach



Political and legal stability

EXCEPTIONAL GROWTH OF FOREIGN INVESTMENTS, THANKS TO THE VALUABLE OFFERS OF JIZZAK REGION

### FDI inflows

(million dollars)



### Foreign credit lines

(million dollars)



### Decentralized investments


(million dollars)



## MOST POPULAR INVESTMENT SECTORS



Production



Textile industry



Tourism and entertainment




Construction




Livestock



Medications and pharmaceuticals



Electronics manufacturing




Information and communication services



Education




Food industry



Utilities



Transportation and storage



Chemical production



Real estate



Financial services

VISIT MORE OPPORTUNITIES: INVESTMENT PROMOTION AGENCY OF UZBEKISTAN  
[www.invest.gov.uz](http://www.invest.gov.uz)






## ROADS

**9 354** km



## RAILWAYS

**388,0** km



## POWER LINES

**13 201** km



## GAS PIPELINES

**5 924** km

## KEY DATA



**~48,3 %**

Urbanization  
rate



**2**

Railway  
stations



**1**

Local Airport

## Universities



**5**

Higher  
educational  
institutions



Uzbek {official language}  
Russian {widely used}  
English {increasingly popular}

# HUMAN RESOURCES



**1 537 576**

Population people



**20**

Nationalities



**87,7%**

Largest ethnic group – Uzbeks



**791,1 K**

Labor force



**605,0 K**

Economically active population










**56,5 K**

Employed population



# COST OF UTILITIES & TAXES

INDICATOR	PRICE
 Electricity, \$ per 1 kWh	<b>0,07</b>
 Drinking Water \$ per m <sup>3</sup>	<b>0,06</b>
 Natural gas, \$ per m <sup>3</sup>	<b>0,12</b>
 Wage, \$	<b>266</b>

TAXATION	RATE
 Personal income tax	<b>12%(flat)</b>
 Tax on profit	<b>15%</b>
 Value added tax	<b>12%</b>



**Limestone and gumboil stock**

**289** mln t



**Zinc and lead stock**

**185** mln t



**Cement raw material stock**

**185,5** mln t



**Basalt stock**

**22,1** mln t

# STOCK OF CONSTRUCTION MATERIALS

Capacity available in light industry

Production of cotton fiber

**85,8 k tons**

**1,6 k tons**

Sewing thread

**70,7 k ton**

Yarn fabric

**19,6 k ton**

Knitwear fabric

**48,1 m pieces**

Ready products



**Sand and silicate stock**

**14,5** mln m<sup>3</sup>



**Barite stock**

**12,3** mln t



**Facing stone stock**

**7,3** mln m<sup>3</sup>

# MAIN INDUSTRIES

PRODUCTION OF INDUSTRIAL GOODS IN 2024 (COMPARED TO 2023) INCREASED BY 97,3%

15,4%



Textile

58,3%




Non-metallic mineral products, vehicles, trailers

10,1%



Food manufacturing

16,2%



Others

# FOREIGN INVESTMENT

24,1K

Total business entities

4,4K  
2023

New business entities

201

Foreign business entities

13,5K

Small & medium entities

## Companies with capital of respective countries in 2024




## Foreign Investments by country in 2024



# INDICATORS

## Привлеченные инвестиции ПО ИСТОЧНИКУ



## Investment projects

77

Investment projects under implementation

19

Major investment projects

85

Implemented investment projects

# FOREIGN TRADE INDICATORS

## Export Turnover

**\$ 208,1 million**

Value of total exports in 2023



## STRUCTURE OF EXPORT



## Import Turnover

Value of total imports in 2023

**\$ 1,8 billion**



## STRUCTURE OF IMPORT



**\$2,0 b**

Total foreign trade turnover

**\$1,6 b**

Trade with top 3 countries

**\$167,3 m**

Trade with CIS countries


**\$220,4 m**

Trade with EU

**75**

Trading countries with Jizzax region

# FOREIGN TRADE INDICATORS



## Dynamics of Turnover



# INDUSTRIAL

Special Economic Zone "Jizzak"



**805,7** kilometers

of land (105,4 hectare of free land)



**28** projects

\$ 273,6 million are located in the FEZ.

## Small industrial zones

**181,5** hectares

Total area

**25** small industrial zones

**11** youth industrial zones

# ZONES

Foreign investors are granted the following benefits



**VAT%** VAT can be paid immediately for a period of 120 days for raw materials purchased for its own needs.



Up to 3 years - with investments from \$300 thousand to \$3 million.



Up to 5 years - with investments from 3 million dollars . to \$5 million .



Up to 7 years - with investments from million dollars . to \$7 million .



Up to 10 years - with investments from million dollars . to \$10 million .

# INDUSTRIAL ZONES

“Jizzakh” Free Economic Zone

## Benefits and preferences of industrial zones

Participants of special economic zones are exempted from the following fees:

- Construction materials not produced in the Republic;
- Technologies not produced in the Republic of Uzbekistan;
- Raw materials used in production (excluding customs clearance fees);
- Deferment of VAT payment for up to 120 days when importing goods;
- If the calculated VAT amount exceeds the payable tax, the resulting VAT will be refunded within 7 days through a simplified procedure.

# CONTACTS



Government of Jizzakh region

Address: , Jizzakh, Sh. Rashidov street, house 64,  
Phone number: +998 72 226 30 90  
Email: [jizzax@ehat.uz](mailto:jizzax@ehat.uz)



Investment Management Industry  
and Trade  
Jizzakh Region

Address: , Jizzakh, Sh. Rashidov street, house 63,  
Phone number: +998 72 226-56-24  
Email: : [investitsiya@jizzax.uz](mailto:investitsiya@jizzax.uz)

